

## VISTANA SIZING GUIDE INSTRUCTIONS

This simple to use sizing guide will help you select the Vistana OverRx sunglass that most accurately fits over your prescription eyewear. To use the guide, set your print preferences with no scaling and print the document at 100% actual size. Then place your eyewear face down on the images of each size. If your eyewear fits within the red box, the size can be worn over your glasses. If your eyewear exceeds the red box, then you must try the next size up. There are 5 sizes of Vistana to choose from. The ideal fit will come from the size that is just slightly larger than your prescription eyewear.



### VISTANA SMALL (S)

Designed to be worn over Rx frames not exceeding 134 mm wide x 36 mm high (5 1/4" x 1 3/8")



The image of the quarter should be the same size as an actual quarter when printed at full scale. The image should be 24 mm in diameter at full size.



#### FRAME OPTIONS



Black




Tortoise

#### POLARIZED LENS OPTIONS



Gray



Copper



### VISTANA MED-SMALL (MS)

Designed to be worn over Rx frames not exceeding 140 mm wide x 37 mm high (5 1/2" x 1 3/8")



#### FRAME OPTIONS



Black

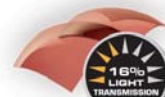


Tortoise

#### POLARIZED LENS OPTIONS



Gray



Copper

## VISTANA SIZING GUIDE INSTRUCTIONS

This simple to use sizing guide will help you select the Vistana OveRx sunglass that most accurately fits over your prescription eyewear. To use the guide, set your print preferences with no scaling and print the document at 100% actual size. Then place your eyewear face down on the images of each size. If your eyewear fits within the red box, the size can be worn over your glasses. If your eyewear exceeds the red box, then you must try the next size up. There are 5 sizes of Vistana to choose from. The ideal fit will come from the size that is just slightly larger than your prescription eyewear.



### VISTANA X-LARGE (XL)

Designed to be worn over Rx frames not exceeding  
146 mm wide x 50 mm high (5 3/4" x 1 15/16")



The image of the quarter should be the same size as an actual quarter when printed at full scale. The image should be 24 mm in diameter at full size.



#### FRAME OPTIONS



Black




Tortoise

#### POLARIZED LENS OPTIONS



Gray



Copper

## VISTANA SIZING GUIDE INSTRUCTIONS

This simple to use sizing guide will help you select the Vistana OveRx sunglass that most accurately fits over your prescription eyewear. To use the guide, set your print preferences with no scaling and print the document at 100% actual size. Then place your eyewear face down on the images of each size. If your eyewear fits within the red box, the size can be worn over your glasses. If your eyewear exceeds the red box, then you must try the next size up. There are 5 sizes of Vistana to choose from. The ideal fit will come from the size that is just slightly larger than your prescription eyewear.



### VISTANA MEDIUM (M)

Designed to be worn over Rx frames not exceeding 135 mm wide x 42 mm high (5 5/16" x 1 5/8")



The image of the quarter should be the same size as an actual quarter when printed at full scale. The image should be 24 mm in diameter at full size.



#### OPTIONS



Black




Tortoise

#### POLARIZED LENS OPTIONS



Gray



Copper



### VISTANA LARGE (L)

Designed to be worn over Rx frames not exceeding 140 mm wide x 44 mm high (5 1/2" x 1 11/16")



#### FRAME OPTIONS



Black




Tortoise

#### POLARIZED LENS OPTIONS



Gray



Copper